



ssh

```
I-BACKEND      , no receiver name specified as parameter
I-BACKEND      , no 2nd receiver name specified as parameter
I-BACKEND      , Continuum total hardware used [%]: 0.0
I-BACKEND      , 100kHz total hardware used [%]: 0.0
I-BACKEND      , 1MHz total hardware used [%]: 0.0
I-BACKEND      , 4MHz total hardware used [%]: 100.0
I-BACKEND      , USB total hardware used [%]: 0.0
I-BACKEND      , WILMA total hardware requested [%]: 100.0
I-BACKEND      , VESPA total hardware used [%]: 33.3
I-BACKEND      , 4MHz 1 4.000 4024.0 248.0 E090 horiz U0 none 100.0 none
I-BACKEND      , 4MHz 2 4.000 4024.0 -248.0 E090 verti UI none 100.0 none
I-BACKEND      , WILMA 1 2.000 3720.0 265.0 E090 horiz U0 none 100.0 none
I-BACKEND      , WILMA 2 2.000 3720.0 -265.0 E090 verti UI none 100.0 none
I-BACKEND      , WILMA 3 2.000 3720.0 265.0 E230 horiz LI none 100.0 none
I-BACKEND      , WILMA 4 2.000 3720.0 265.0 E230 verti LI none 100.0 none
I-BACKEND      , VESPA 1 0.040 40.0 0.0 E090 horiz U0 none 90.0 CO-1-0
I-BACKEND      , VESPA 2 0.040 40.0 0.0 E090 verti UI none 90.0 myLine2
I-BACKEND      , VESPA 3 0.040 40.0 0.0 E230 horiz LI none 90.0
I-BACKEND      , VESPA 4 0.040 40.0 0.0 E230 verti LI none 90.0 LIL0
```

PAKO> show

```
I-SHOW      , paKo Revision v 1.1.1 2009-04-14
I-SHOW      , Level. For standard output: 0. For file: 0
I-SHOW      , Queue. doSubmit: F
I-SHOW      , Project "111-22"
I-SHOW      , PI "Dr. Jane D. Doe"
I-SHOW      , Observer "John Doe"
I-SHOW      , Operator "Pako"
I-SHOW      , Topology "LOW"
I-SHOW      , Pointing. azimuthCorrection: 0.0000000E+00
I-SHOW      , Pointing. elevationCorrection: 0.0000000E+00
I-SHOW      , Focus. focusCorrection: 0.0000000E+00
```

PAKO>













2020-2021

1999

00000000

*Love is a force**

A pixelated, black and white representation of the word "Spiral". The letters are constructed from a grid of black and white pixels, giving it a retro, digital appearance. The font is a stylized, blocky sans-serif. The word is centered horizontally and takes up most of the width of the image.









100



SOURCE	name	system	longitude	latitude	velocity			
	W30H	eq J2000.0	02:27:03.881	+61:52:24.57	LSR 0.000			
		[h]	2.451078		SET Topology	low	SET doSubmit	NO (F)
		[deg]	36.766172	61.873492	SET Pointing	0.0	0.0	
		[rad]	0.64169075	1.07989616	SET Focus	0.00	[mm]	

OFFSETS

CATALOG SOURCE iram-J2000-LSR.sou

CATALOG LINE model.lin

RECEIVER	lineName	frequency [GHz]	SB /doppler	/width	/gain [dB]	/tempLoad	/efficiency	/scale
E090	12C0(1-0)	115.271204	U0 Doppler		0.050 -13. L	L	0.95	0.75 antenna
				/Horizontal U0			/Vertical UI	
E230	12C0(2-1)	230.537990	LI Doppler		0.050 -13. L	L	0.91	0.52 antenna
				/Horizontal LI			/Vertical LI	

OTFMAP

(On-The-Fly OTF Map)

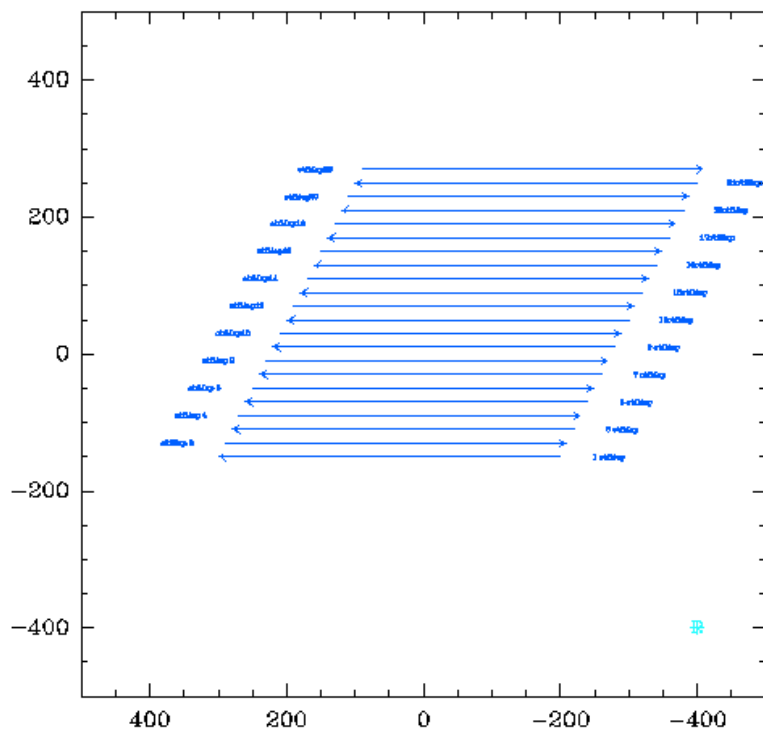
[arcsec]

SWFREQUENCY (Frequency Switching)

xStart	yStart	-300.000	-300.000
xEnd	yEnd	300.000	-300.000
--> lengthOtf		600.000	
/system	projection	F	
/reference	xOffsetR	yOffsetR	0.000
	systemNameRef	0.000	
/croLoop			
/nOtf		12	
/step dx dy		0.000	10.000
/speed sStart sEnd		5.000	5.000
/tOtf		120.000	
/tReference		10.000	
/zigzag		T	

fOffset1	fOffset2	[MHz]
-3.900	3.900	/receiver E090
-11.700	11.700	/receiver E230
/tPhase		0.100

BACKEND	nPart	resolu.	bandw.	fShift	/receiver	/mod	/perc	/lineName
4MHz	1	4.000	4024.0	248.0	E090 hor U0			
4MHz	2	4.000	4024.0	-248.0	E090 ver UI			
WILMA	1	2.000	3720.0	265.0	E090 hor U0		100.0	
WILMA	2	2.000	3720.0	-265.0	E090 ver UI		100.0	
WILMA	3	2.000	3720.0	265.0	E230 hor LI		100.0	
WILMA	4	2.000	3720.0	265.0	E230 ver LI		100.0	
VESPA	1	0.040	40.0	0.0	E090 hor U0		90.0	CO-1-0
VESPA	2	0.040	40.0	0.0	E090 ver UI		90.0	myLine2
VESPA	3	0.040	40.0	0.0	E230 hor LI		90.0	
VESPA	4	0.040	40.0	0.0	E230 ver LI		90.0	LIL0





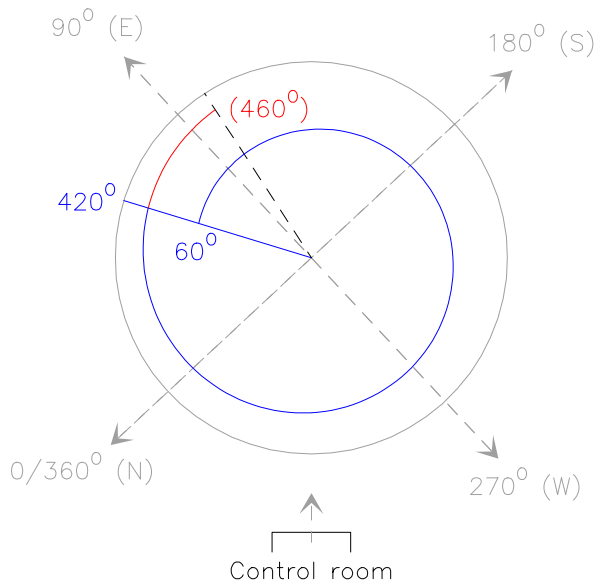




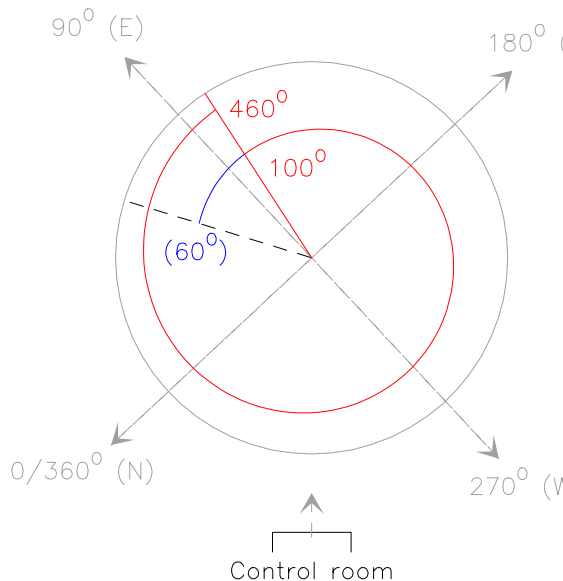
300



TOPO LOW : Az [60° , 420°]



TOPO HIGH : Az [100° , 460°]







120%



